



GENERAL PRACTICE ALERT STATE SITREP | 03.05.2024

LANCASHIRE & CUMBRIA DATA

GPAS STATUS

OPEL CONVERSION

CLINICAL ACTIVITY

RETURN RATE

OPEL

2

28/1000

40%

IMPORTANT FIGURES

511,087

MIN NUMBER OF PATIENTS COVERED BY AMBER + PRACTICES (1)

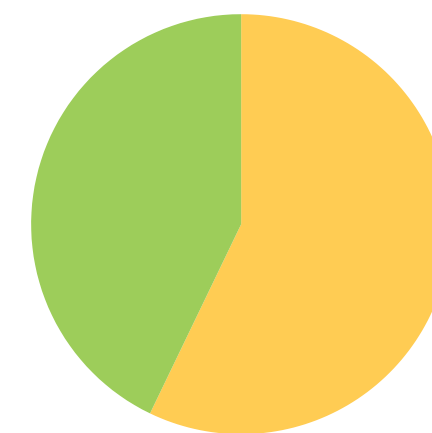
324,018

INDICATIVE NUMBER OF PATIENT CONTACTS IN GENERAL PRACTICE THS WEEK (2)

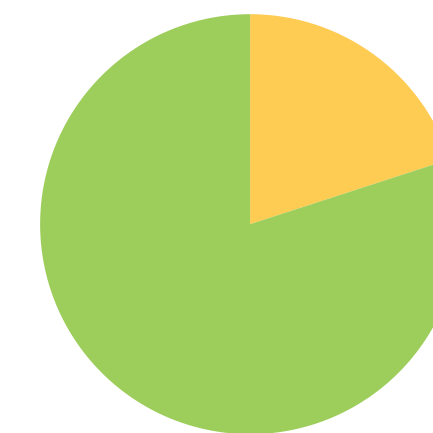
LOCALITY DATA

	GPAS STATUS	OPEL STATUS	CLINICAL ACTIVITY	RETURN RATES
Blackpool		3	24/1000	44%
Fylde & Wyre		1	35/1000	56%
Morecambe Bay	Insufficient responses			
West Lancs		3	31/1000	40%
Greater Preston	Insufficient responses			
Chorley & S. Ribble		2	24/1000	46%
East Lancs		2	24/1000	40%
Blackburn W/Darwen	Insufficient responses			
North Cumbria		3	30/1000	50%


Blackpool



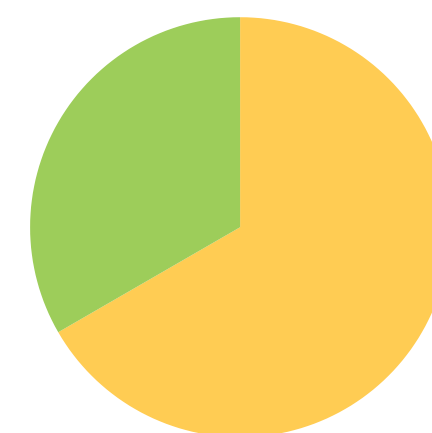
Fylde & Wyre




Morecambe Bay



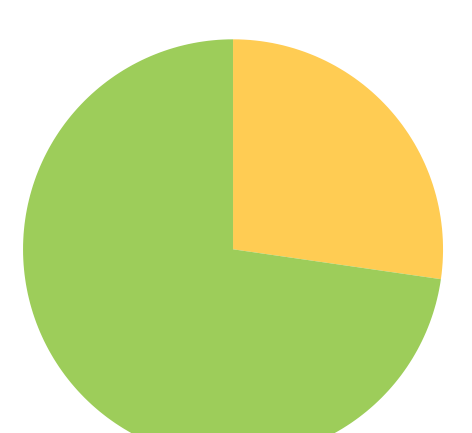
West Lancs



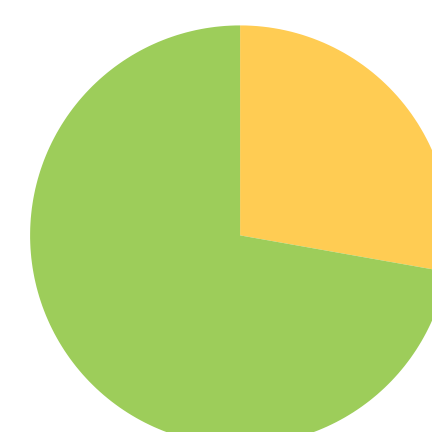
Greater Preston




Chorley & S. Ribble



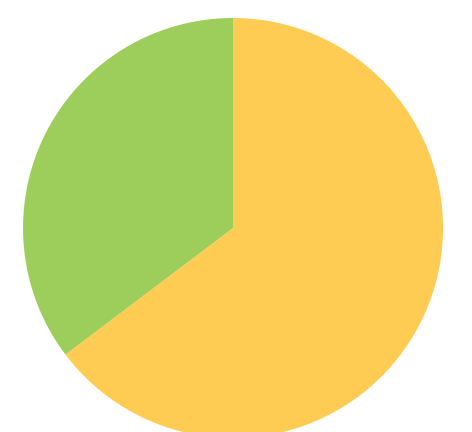
East Lancs



Blackburn W/Darwen



North Cumbria




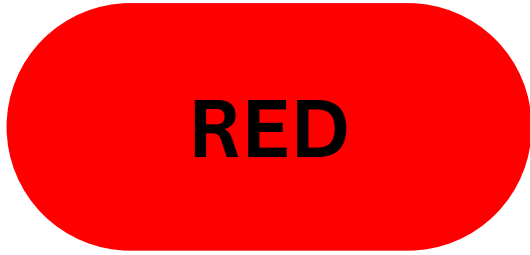


A SELECTION OF THIS WEEK'S PRACTICE COMMENTS

Due to sickness we have not had adequate capacity for demand. We have added extra's to sessions and employed locums to assist.

GPAS CHANGE SINCE LAST SITREP

	Last Week	This Week	Trend	Note
Blackpool			→	
Fylde & Wyre			↓	OPEL 2 to OPEL 1
Morecambe Bay				
West Lancs			→	
Greater Preston				
Chorley & S. Ribble			↑	OPEL 1 to OPEL 2
East Lancs				
Blackburn W/Darwen				
North Cumbria			→	

A QUICK GUIDE TO THE GPAS STATES

-  **BLACK** Practice will fail within one month. Urgent system intervention required.
-  **RED** Sustainable in the short term. Needs system support.
-  **AMBER** Sustainable in the medium term (6 months max). Probably needs system support.
-  **GREEN** Fully Sustainable.

LMC NOTE:

Please continue to share your data with us so that we can ensure the system is aware of any capacity and demand concerns pertaining to General Practice.

(1) This figure is accurate and is the sum of the list sizes submitting from those Practices registering as amber, Red and Black
 (2) This figure is approximate and calculated by using the clinical activity figure for Lancashire & Cumbria multiplied by 5